

Welcome to McAlear-Sawden Media

Thursday 3/18, 2021

You will have 4 classes. You will have arrival and dismissal duty daily.

You will go to classrooms to teach. *The map is behind this sub plan in my folder.along with the classlists.*

Sanitizing wipes> I have this small package I use for wiping down the teachers station and the classrooms have a tub for student use when needed. Each student should be aware of their classroom and building expectations with wipes and sanitizer.

Emergency routes are posted at each classroom door. Most have a red door sleeve in case of a lockdown. It slides over the silver pumps on the inside of the door preventing them from opening.

The **office extension number is 2203 or 2204**

2291 in an emergency

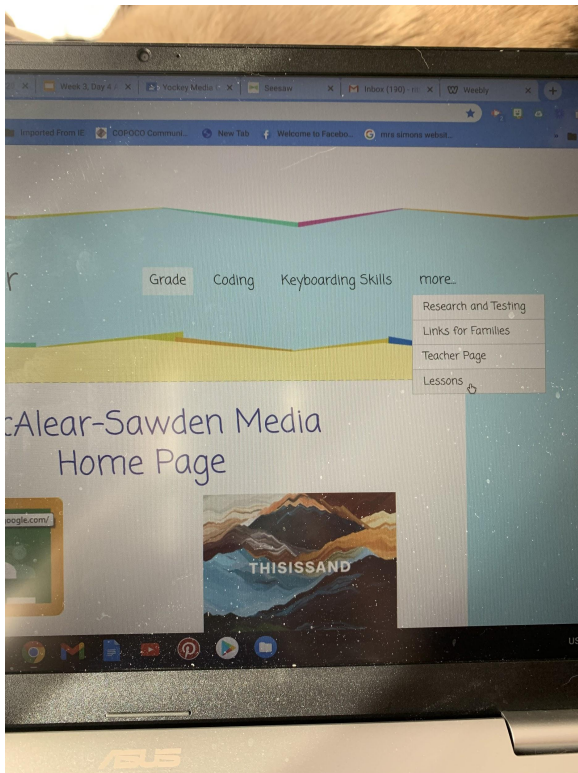
The computer login: **mcalearsub** password: **2300midland**

Adult Bathrooms are in the office, near the gym and in the teacher lounge.

Use the teacher stations, doc cameras and projectors in each class.

Go to my website, Weebly Ritter mrsritter.com Here you will go to the **more...** and the last option is Lessons Here is where you can access links on what you need to teach. Go to the correct Agenda for those links.

I have activities on the table near the media center door in case you need NON TECH activities. Hopefully the internet and websites will be fine. I also have some coloring pages. Just note if you use any of these so I don't duplicate it down the road for these classes.



Janicke, Trabalka and Yockey> Students will be on Typing Club when you enter the room. This gives you time to wipe down the teacher station and log in and pull up today's agenda. Notice the time as they type quietly the first 10 minutes of class. I extend that expectation if they are chatting or not typing as

expected.

After 10 minutes of typing in Typing Club, direct them to the agenda to know what we are learning and doing today. **Then have them close their chromebooks as you share the video with the whole class.**

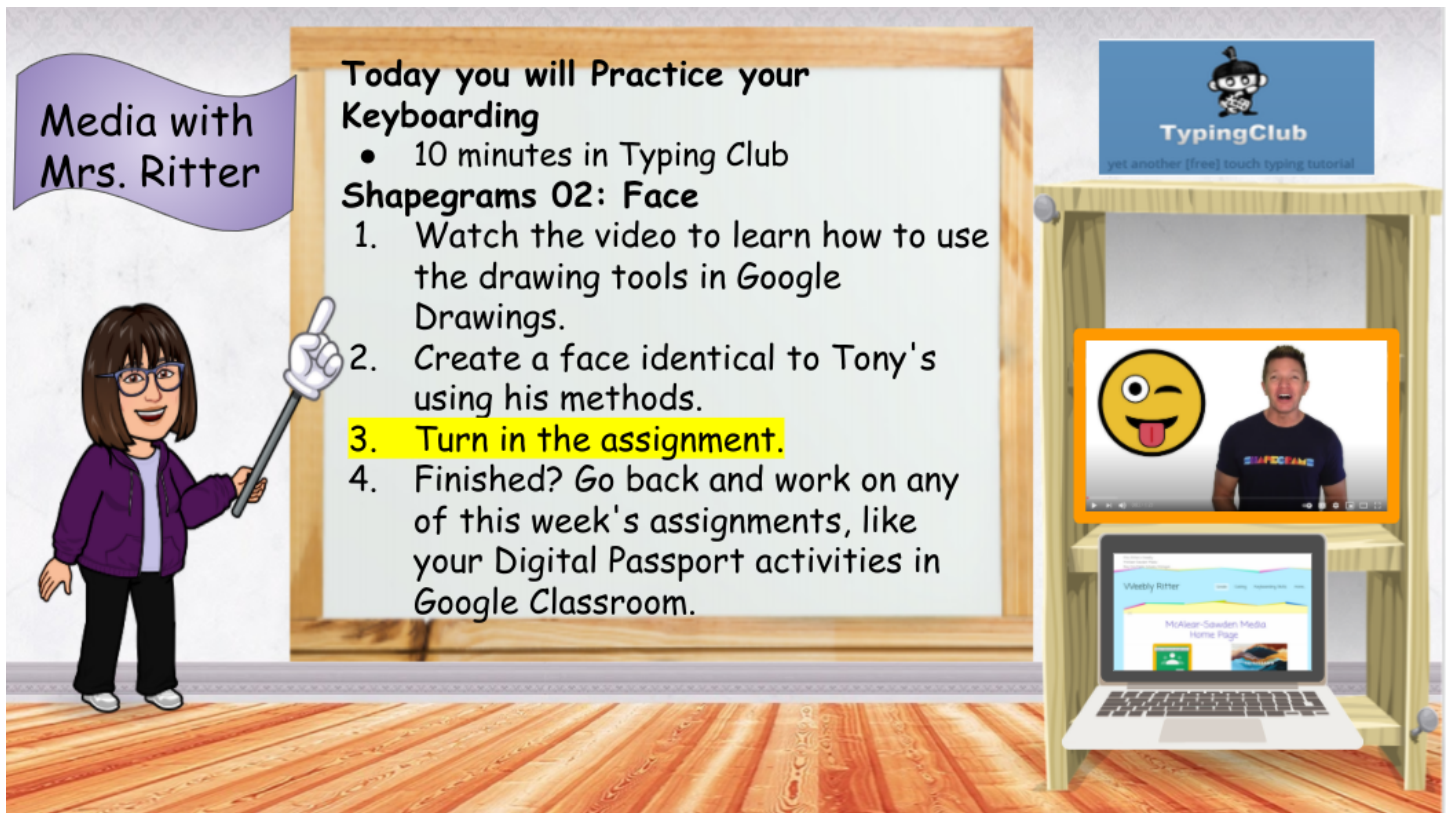
Open the link to the shapegram video on the weebly ritter of here at

<https://youtu.be/md-UYF5IuOM>

Or if you have issues with projecting they can watch the video off their agendas or in the assignment in their Google Classroom.

Once the video is finished you will Then direct them to open their chromebooks and begin. They will turn in the assignment once completed and go back to their Google Classroom assignments for this week and complete anything not turned in.

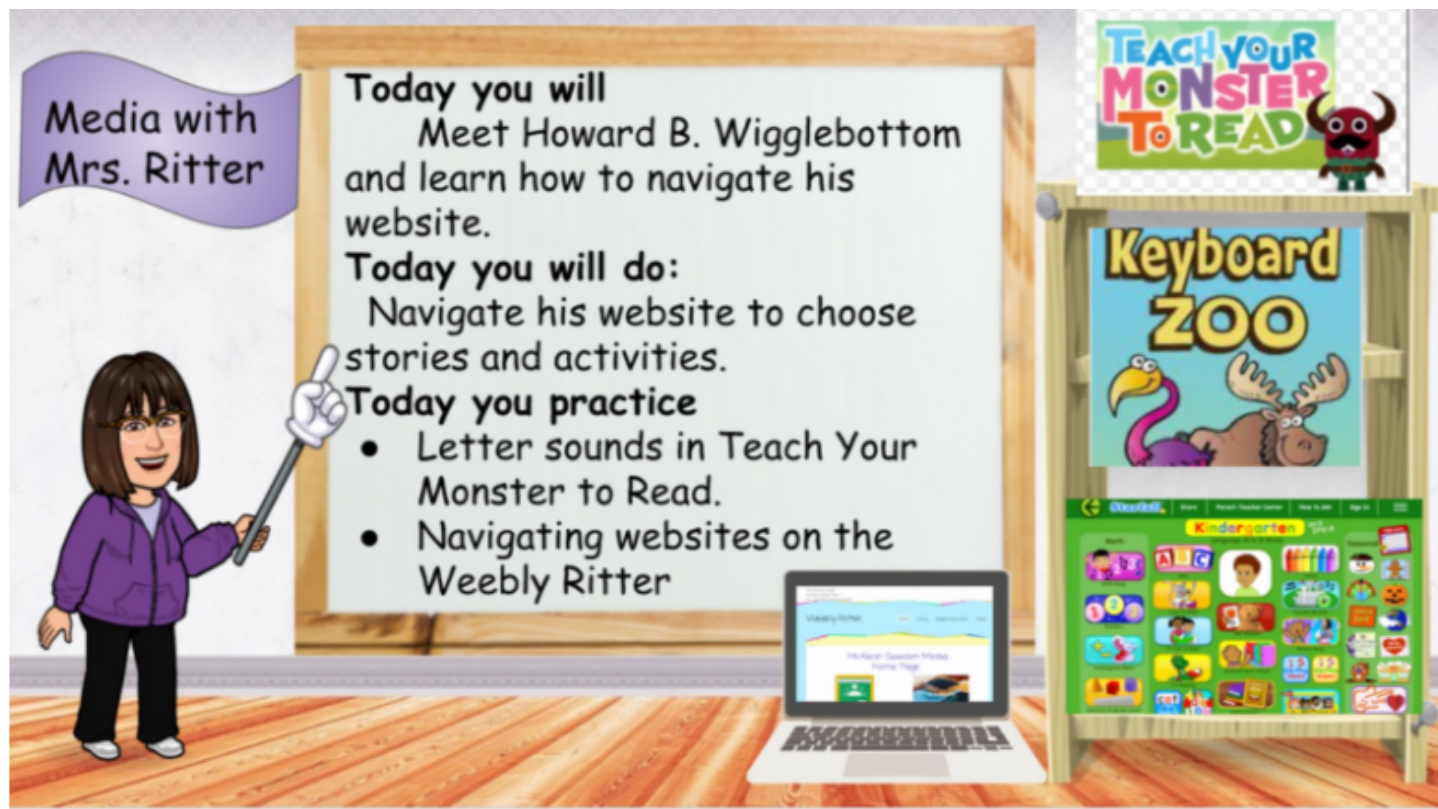
They are NOT to go to Any other sites than what is listed in GC or my Weebly Ritter. No one has all their assignments turn in so they will be busy today. Tomorrow they might earn choice time on the Weebly Ritter.



Scharf> 12:50-1:35

- **12:50-1:05** Students will be logging into their chromebooks and start with Teach Your Monster to Read. This is the first 15 minutes of class.
- Access the agenda, follow the steps as you did with Janicke to open the agenda on the white board while after the students are working.
- **1:10-1:25** Instruct them to go their agenda in Seesaw. They will click on the activities there. They may move at their own pace.
- **1:25** Call them to close their chromebooks and remove headphones so they can come to their carpet squares for today's story. I usually switch the doc cam to share on the projector.

- 1:25-1:35 Read Today I Will Fly? By Mo Willems.



When	Where	What it looks like
8:27-8:40	Hallway duty at the intersection.	Stand in the middle outside the media center thanking students for being socially distant by walking single file near the wall on their right.
8:55- 9:40	Mrs. Janicke's 4th grade	Open my website, mrsritter.com and follow today's agenda under more,,, Lessons and today's date Google Classroom Agenda 3/18/2021
9:40- 12:05	Media Center	Please notice the books on the cart nearest the circulation desk. Please write DISCARDED on the back barcodes and cross out McAlear-Sawden Library from the front and back covers. Place back on the carts. I left markers and an example book on the counter next to the discard carts. There are two. Not the orange cards. Just leave them there once completed.

		<i>The front office may call the media center and ask you to help out during this time.</i>
12:05-12:50	LUNCH The lounge door is in front of Ms Day's classroom.	
12:50-1:35	Scharf Kindergarten	Open my website, mrsritter.com and follow today's agenda under more,,, Lessons and today's date Seesaw Agenda for 3/18/21
1:40-2:25	Mr. Trabalka 5th grade	Google Classroom, same as Janicke
2:30- 3:15	Mrs. Yockey's 3rd grade	Google Classroom, Same as Janicke
3:20	Dismissal duty in front of school with 4th grade.	Stand near the painted 4's on the sidewalk in front and monitor students as guardians pick them up.